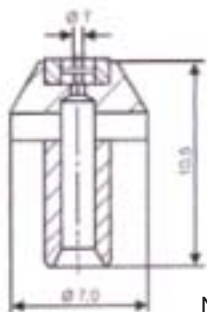


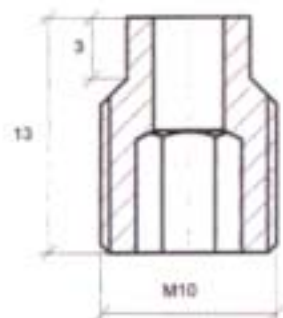
Round Jet Sapphire Nozzles

Type 250

Material: Stainless Steel and Sapphire



Nozzle



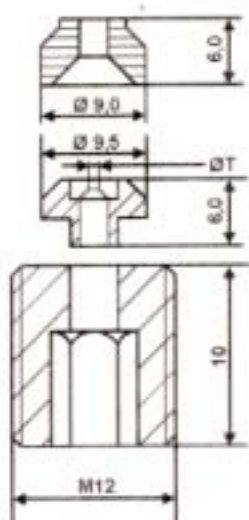
Retaining Screw



Nozzle Type	Cone	Plug	Retaining Screw	Working Pressure max. bar / PSI	Available Ø (mm) T
250	62°	M10	M10	2,500 / 36,000	0.10 - 1.00

Type 280

Material: Stainless Steel and Sapphire



Nozzle Type	Plug	Retaining Screw	Seal	Working Pressure max. bar / PSI	Available Ø (mm) T
280	M12	M12	Ø 9x6	2,500 / 36,000	0.20 - 1.00