

FOR APPROVAL

APPROVED BY: _____

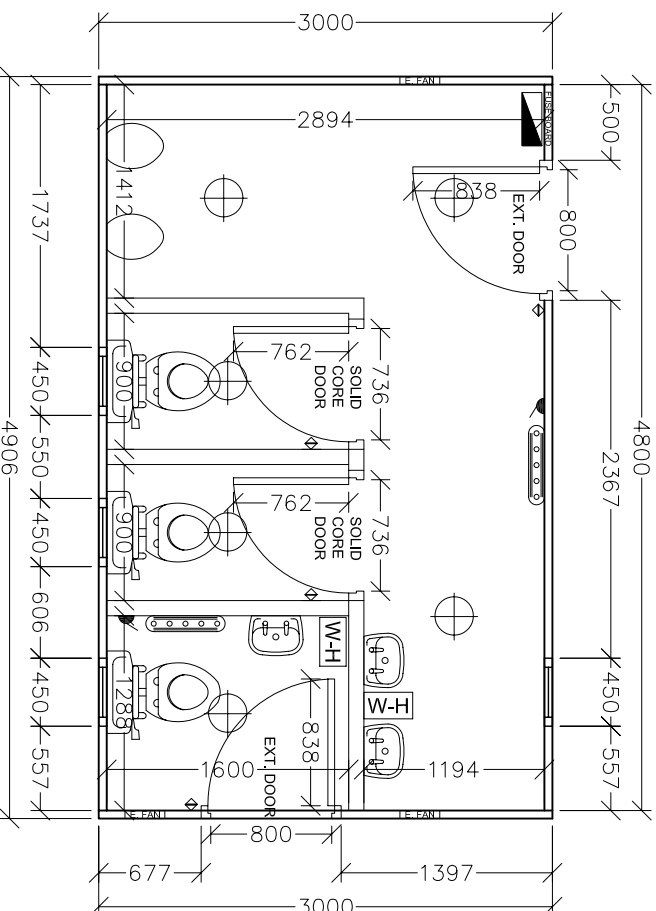
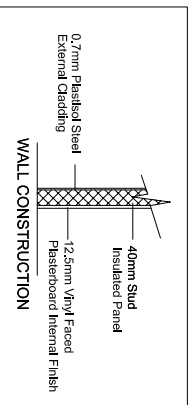
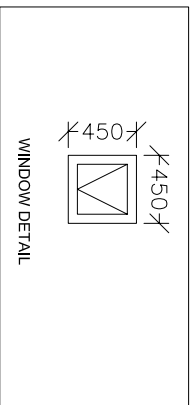
DATE: _____

TIMBER FRAMED SPECIFICATION

- Roof: 750 x 38mm Timber Roof Joists
- 180 x OSB
- Minerley Roof Blanket PVC Membrane
- External Walls: 53mm
- 0.7mm Plastic Coated Steel - Gossowing Grey
- 40x55mm Timber Frame
- 40mm High Density Polystyrene Insulation
- 12.5mm Vinyl Faced Plasterboard- White
- Ceiling:
- 12.5mm Vinyl Faced Plasterboard
- 2350mm Floor to Ceiling Height
- Floors:
- Alumised Insulation Sheet
- 125 x 50mm Timber Joists
- 18mm Structural Plywood
- Non Slip Vinyl Floor Covering - (Woodblock Effect)
- Internal Partitions: 100mm
- 70x38mm Timber Studs
- 12.5mm Vinyl Faced Plasterboard
- 12.5mm Vinyl Faced Plasterboard Each Side
- 180 x Lintel or 12.5mm Vinyl Faced Plasterboard
- Windows:
- 4 No. 450 x 450mm White PVC Double Glazed Units
- Doors:
- 2 No. 838mm Steel Banded External Doors
- 2 No. 762mm Internal Solid Core Door
- Electrical:
- 1 No. ELCB Fuse Board
- 6 No. 240 Lights
- 2 No. Tubular Heaters on own spurs
- Mechanical:
- 3 No. Wc
- 3 No. Wash Hand Basins
- 2 No. Urinal
- 3 No. Extractor Fans
- 2 No. Under Sink Vylet-heater
- 2 No. Under Sink Vylet-heater
- 3 No. Meters
- Jackknives/Drills:
- 4 No. 60mm x 60mm Steel Jacklegs- Ocean Blue
- Time- Ocean Blue

ELECTRICAL LEGEND

- ⊕ 2D LIGHT FITTING
- [E-FAN] EXTRACTOR FAN
- ⚡ ONE WAY SWITCH
- [W-H] FUSED SPUR
- [W-H] UNDER-SINK WATER HEATER
- [T-H] TUBULAR HEATER
- [ELCB BOARD] ELCB FUSE BOARD



No.	Revision	Date
CSL		
Convenience Services Ltd.		

CSL Unit 3, Freemantle Park Farm,
Cottington Hill, Hannington RG26 5UD.

Client: _____

Project:
2+1 A (16' X 10') Timber Framed Toilet Block

Drawing Title:
Floor Plan

Scale 1:50@A4	Drawing No. 07-B
Date Oct '07	
Drawn P. Czenthe	